

**NEW
STYLE**

ROV PRODUCTS


For efficient load handling and attachment by Remote Operating Vehicles in subsea and other hard-to-reach applications.



G-209RP with
"F" Style Handle



G-209RP with
"D" Style Handle



Developed in conjunction
with major North Sea
subsea operations.

United States
P.O. Box 3128
Tulsa, OK 74101-3128
P: (918) 834-4611
F: (918) 832-0940
crosbygroup@thecrosbygroup.com

Canada
145 Heart Lake Rd.
Brampton, Ontario
Canada L6W 3K3
P: (905) 451-9261
F: (877) 260-5106
sales@crosby.ca

Europe
Industriepark Zone b N°26
2220 Heist-op-den-Berg
Belgium
P: (+32) (0)15 75 71 25
F: (+32) (0)15 75 37 64
sales@crosbyeurope.com

theCrosbygroup
www.thecrosbygroup.com

Load Rated



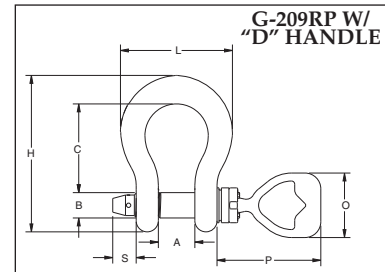
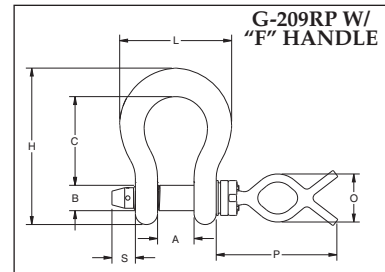
APPLICATION INSTRUCTIONS
SEE THE CROSBY GENERAL CATALOG

G-209RP SUBSEA SHACKLES WITH "D" OR "F" STYLE HANDLE



G-209RP with "D" Style Handle Shown

- Capacities from 8-1/2t through 55t.
- Forged Steel, Quenched & Tempered, with alloy pins.
- Two styles of interchangeable handles, "D" and "F" that are stainless steel.
- Working Load Limit permanently shown on every shackle.
- **QUIC-CHECK**® deformation and angle indicators forged on the bow.
- All ROV shackle bows are galvanized, then painted fluorescent yellow.
- Handles are painted fluorescent orange.
- Pins are galvanized then painted red.
- Interchangeable handles on ROV shackle pins available as assembly kits.
- "D" and "F" handle kits available containing handle, retaining bolts and thread locking compound for easy installation.
- Handles as **RFID** equipped.
- Look for the Red Pin® . . . the mark of genuine Crosby quality.



G209RP Subsea Shackles

Working Load Limit (t)*	G-209R with "F" Style Handle Dimensions (in.)										G-209R with "D" Style Handle Dimensions (in.)									
	Weight Each (lbs.)	A +/- .25	B	C	H	L	O	P	S	T	Weight Each (lbs.)	A +/- .25	B	C	H	L	O	P	S	T
8-1/2	7.7	1.69	1.13	3.75	6.56	4.69	3.79	8.66	1.23	0.63	8.3	1.69	1.13	3.75	6.56	4.69	5.09	7.25	1.23	0.63
9-1/2	9.8	1.81	1.25	4.25	7.47	5.16	3.79	8.66	1.23	0.63	10.4	1.81	1.25	4.25	7.47	5.16	5.09	7.25	1.23	0.63
12	12.4	2.03	1.38	4.69	8.25	5.75	3.79	8.66	1.30	0.63	12.9	2.03	1.38	4.69	8.25	5.75	5.09	7.25	1.30	0.63
13-1/2	15.6	2.25	1.50	5.25	9.16	6.38	3.79	8.66	1.40	0.63	16.2	2.25	1.50	5.25	9.16	6.38	5.09	7.25	1.40	0.63
17	18.5	2.38	1.63	5.75	10.00	6.88	3.79	9.60	1.79	0.63	19.1	2.38	1.63	5.75	10.00	6.88	5.09	8.19	1.79	0.63
25	34.1	2.88	2.00	7.00	12.34	8.80	3.79	9.60	1.85	0.63	34.7	2.88	2.00	7.00	12.34	8.80	5.09	8.19	1.85	0.63
35	48.5	3.25	2.25	7.75	13.68	10.15	3.79	9.78	1.94	0.63	49.1	3.25	2.25	7.75	13.68	10.15	5.09	8.37	1.94	0.63
55	95.2	4.13	2.75	10.50	17.90	12.74	3.79	10.16	2.06	0.63	95.8	4.13	2.75	10.50	17.90	12.74	5.09	8.75	2.06	0.63

* Minimum Ultimate Load is 5 times the Working Load Limit.



Working Load Limit (t)*	G-209RP Bow with Pin (less Handle)		G-4209R Handle Only				G-4209RFB "F" Pin Assembly		G-4209RDB "D" Pin Assembly	
	Stock No.	Weight Each (lbs)	"F" Handle Stock No.	Weight Each (lbs.)	"D" Handle Stock No.	Weight Each (lbs.)	Stock No.	Weight Each (lbs.)	Stock No.	Weight Each (lbs.)
8-1/2	1021200	1.2	1021085	2.8	1021094	3.5	1020638	4.0	1020816	4.7
9-1/2	1021208	1.7					1020647	4.5	1020825	5.2
12	1021217	2.2					1020656	5.0	1020834	5.7
13-1/2	1021226	2.9					1020665	5.7	1020843	6.4
17	1021235	5.1					1020674	7.9	1020852	8.6
25	1021244	8.0					1020683	10.8	1020861	18.8
35	1021253	11.2					1020692	14.0	1020870	25.2
55	1021262	21.2					1020709	24.0	1020889	45.2

* Minimum Ultimate Load is 5 times the Working Load Limit.

The new Crosby SubSea shackles are designed in a way to allow multiple handle styles to be used with each size of shackles bow. To ensure the proper components are selected, please use the following steps.

- STEP 1** - Determine the Working Load Limit (WLL) of the desired shackle.
- STEP 2** - Select the G-209RP bow with pin (less handle) that corresponds to the desired WLL.
- STEP 3** - Select the G-4209R handle that best meets your requirements.
- STEP 4** - When placing the order through your local authorized Crosby dealer, reference the corresponding stock numbers associated with the items selected in Steps 2 and 3 above.

